

Michael Rubinger
Community
Fellowship

JAVIER E. ZAPATA

jzapata@pathstone.org

787-458-2549



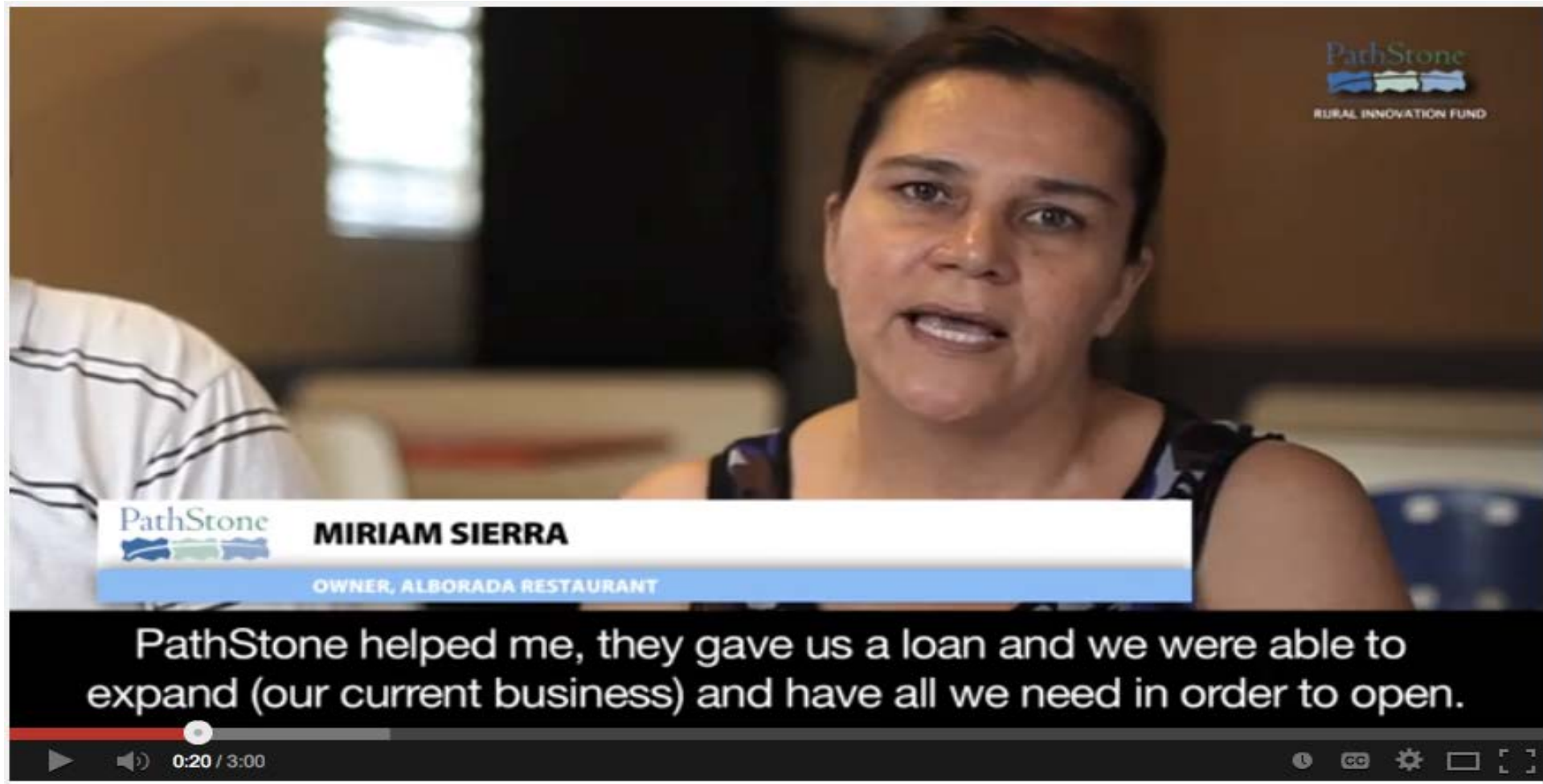
STAY STRONG
PUERTO RICO!

Overview and initial program goals

- Two main deliverables (and progress)
 1. Research on secondary data on hurricane state and federal response **DONE**
 2. Video-documentary on personal stories **PENDING**
 - Main purpose/question:
What can we learn?
What worked?
What did not work?

Why did I choose to work on this specific project?

Why research and video-documentary?



Original Proposed Topics

1. First response aid (water/food/etc)
2. Housing after Maria
3. Small Businesses
4. State (PR) response
5. Federal response
6. Donald Trump
7. Non-profit sector response

Final Topics


1. Introduction to Federal and State Response
2. Energy
3. Communications
4. Water
5. Logistics and Ports
6. Food
7. Housing
8. Small Businesses
9. Casualties
10. Non-profit Response

1. Introduction to State and Federal Response

LIVE PINPOINT
DOPPLER



HURRICANE MARIA
WED 1:37 AM







1. Introduction to State and Federal Response

- Purpose and Objective
- Definitions
- Government Preparation & Effect of Hurricane Irma
- Hurricane María and First Response Aid
- Federal Government Official Communications

Table 1: Federal Emergency Management Agency's Public Assistance Obligations to Puerto Rico and Expenditures for Hurricanes Irma and Maria by Category of Work, as of September 30, 2018

| Public Assistance Work Category | Obligated Amount (in millions) | Expended Amount (in millions) | Percent Expended |
|--|-----------------------------------|----------------------------------|------------------|
| A: Debris Removal | \$576.34 | \$137.50 | 24% |
| B: Emergency Protective Measures | \$3,048.65 | \$1,513.76 | 50% |
| C: Roads and Bridges | \$135.64 | \$32.40 | 24% |
| D: Water Control Facilities | — | — | — |
| E: Buildings and Equipment | \$15.16 | \$1.24 | 8% |
| F: Utilities | \$0.03 | \$0.01 | 29% |
| G: Parks, Recreational, and Other ^a | \$0.24 | \$0.04 | 15% |
| Z: Management Costs ^b | \$135.95 | \$1.49 | 1% |
| Total | \$3,912.01 | \$1,686.43 | 43% |

Legend: An em dash "—" indicates that zero funding corresponds with that category.

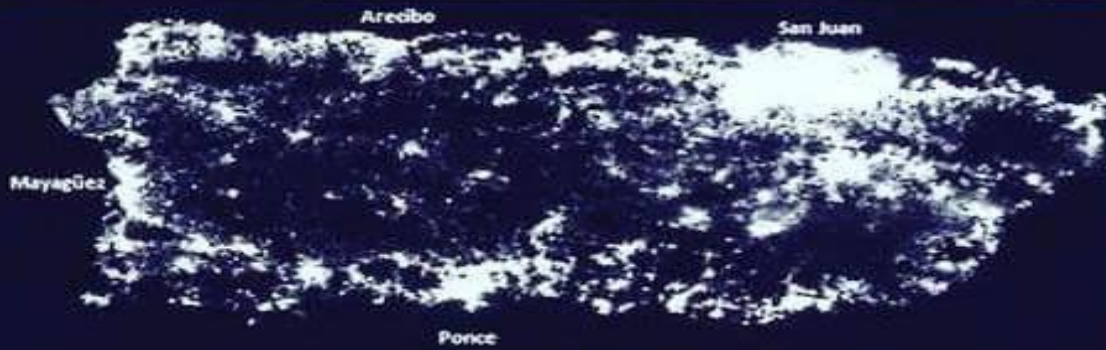
Source: FEMA's Emergency Management Mission Integrated Environment (EMMIE) and Integrated Financial Management Information System (IFMIS) data as of September 30, 2018 | GAO-19-256

RESPONSE AND RECOVERY AFTER MARÍA: LESSONS FOR DISASTER LAW AND POLICY, PAGE 760

| Government Action | Hurricane Harvey (Texas) | Hurricane María (Puerto Rico) |
|---|-------------------------------------|--|
| Helicopter deployment | 73 helicopters within a week. | 70+ helicopters after 3 weeks. |
| Immediate FEMA funding (9 days post-storm) | \$141.8 million | \$6.2 million |
| Meals delivered in first 9 days | 5.1 million | 1.6 million |
| Personnel deployed after first 9 days | 30,000 | 10,000 |
| FEMA payments approved in first nine days | \$142 million | \$6 million |
| Time after storm to approve permanent disaster work | 10 days | 43 days |

2. Energy

Puerto Rico from space



Before Maria



After Maria

- The Effect of the Blackout
- Renewables
- Trees
- Fraud Issues
- Recommendations

3. Communications

- General information
- Main causes of system breakdown
- Recommendations



4. Water

- Drinking water
- Comments and Recommendations



5. Logistics and Ports

- Local ports
- Local Government response
- Private Sector and drivers
- Comments and recommendations




6. Food

- Immediate response
- Comments and recommendations



7. HOUSING



7. Housing

- Shelters
- Housing recovery
- Tarps and Plastic Sheeting
- Comments and recommendations



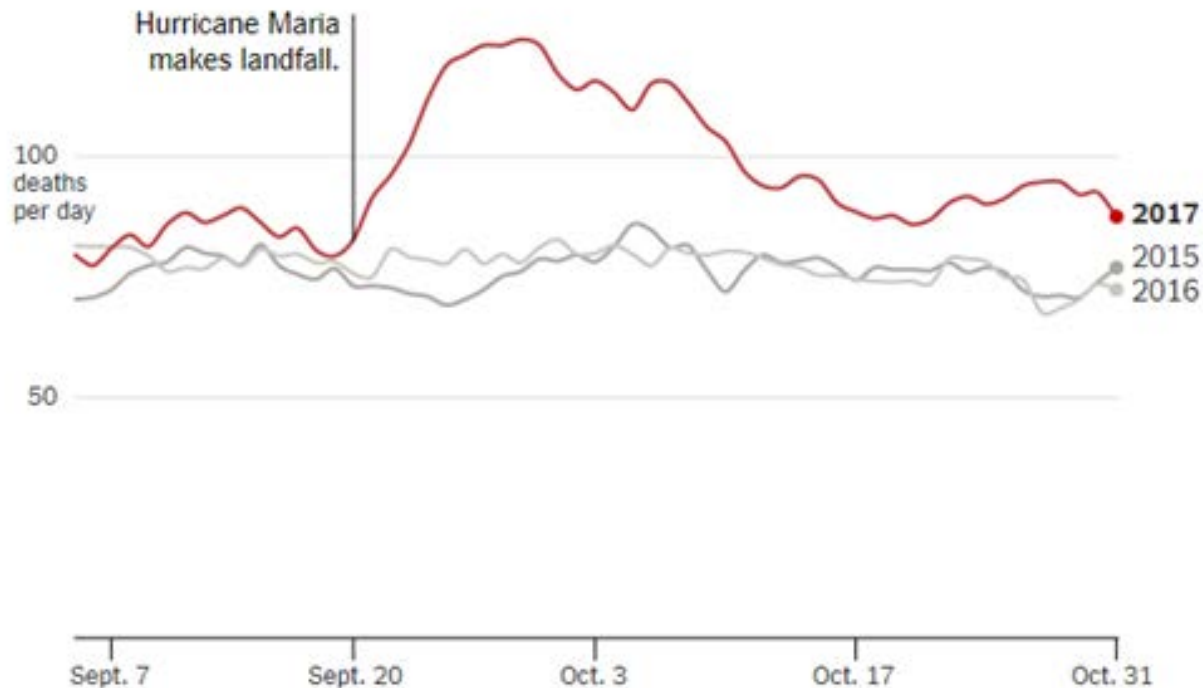
8. SMALL BUSINESSES



9. Casualties

- Official count vs external analysis

Average Daily Deaths in September and October



Note: Chart shows a five-day moving average.

The New York Times | Source: Demographic Registry of Puerto Rico (deaths in September and October as of Dec. 5)

10. Non-profit response

- Puerto Rico diaspora
- National Foundations
- Local grant makers
- Corporate donors
- Children and youth needs
- Examples:
 - LISC
 - PathStone

| | | |
|---|---|----------|
|  | THE MARÍA FUND | \$6.7 M |
|  | EMBRACING PUERTO RICO | \$6.2 M |
|  | MA UNITED FOR PUERTO RICO FUND | \$3.8 M |
|  | FONDO COMUNITARIO PARA LA NATURALEZA | \$3.5 M |
|  | 2017 ATLANTIC HURRICANE SEASON RECOVERY FUND | \$3.4 M |
|  | PUERTO RICO RECOVERY FUND | \$2.5 M |
|  | HURRICANE MARÍA RECOVERY FUND | \$2.5 M |
|  | REBUILD PR | \$2.4 M |
|  | CON AMOR PUERTO RICO FUND | \$1.6 M |
|  | PUERTO RICO REAL-TIME RECOVERY FUND | \$1.6 M |
|  | FONDO DE EMERGENCIA | \$1.5 M |
|  | THE RELIEF FUND | \$1.2 M |
|  | PR RELIEF AND REBUILD FUND | \$1.1 M |
|  | HURRICANE MARÍA COMMUNITY RELIEF & RECOVERY FUND | \$1 M |
|  | PUERTO RICO HURRICANE RELIEF FUND | \$0.41 M |

The Elephant in the Room: Donald Trump



Donald J. Trump

@realDonaldTrump

Follow

3000 people did not die in the two hurricanes that hit Puerto Rico. When I left the Island, AFTER the storm had hit, they had anywhere from 6 to 18 deaths. As time went by it did not go up by much. Then, a long time later, they started to report really large numbers, like 3000...

8:37 AM - 13 Sep 2018



Donald J. Trump

@realDonaldTrump

Following

Texas & Florida are doing great but Puerto Rico, which was already suffering from broken infrastructure & massive debt, is in deep trouble..

Challenges

- Obtaining accurate and reliable statistics on the subject
- Outsourcing
- Time management
- Understated original project scope

What's next? Second deliverable – video documentary

- Completion of video-documentary
 - Rundown (completed)
 - Outsourcing team
 - Recording interviews / editing (and getting b-roll)
 - Distribution

JAVIER E. ZAPATA, EDFP

jzapata@pathstone.org

787-458-2549

